

European Banks – Credit Update

- As European banks lobby for extended capital relief measures, the ECB amended its guideline to make the leverage ratio a binding Pillar 1 own-funds requirement as of end-June 2021
- Primary market activity picked up again after several slow weeks showcasing new three-month call features on Tier 2 instruments
- Secondary market spreads, particularly EUR, have been impacted by recent increases in yields driven by rising expectations of recovery and a pick-up in inflation

William Hahn

Credit Analyst

+44 20 7597 8355

William.Hahn@uk.daiwacm.com

ECB updates regulatory treatment of leverage ratio

Earlier this month the ECB announced changes to the treatment of the leverage ratio in the Eurosystem monetary policy counterparty framework. The [amendments to the existing framework](#) will make the leverage ratio a binding Pillar 1 own-funds requirement under the Capital Requirements Regulation (CRR). This follows a decision taken by the Governing Council on 6 May 2021, which entails automatic measures to apply to entities should they be in breach of leverage ratio requirements. The changes, which will be effective as of 28 June 2021, also apply when information regarding the reporting of the ratio is incomplete or delayed. In effect, should banks supervised by either the ECB or its national counterparts be found to be in breach of the new requirement they will have their access limited to Eurosystem monetary policy operations (i.e. open market operations, standing facilities, asset purchase programmes). Banks have 20 weeks to restore compliance from the reference date on which non-compliance was determined, and if they fail to comply they will be automatically suspended from accessing these operations.

The updated regulation comes at a time when European financial institutions are lobbying the ECB to extend capital relief measures beyond their end-June expiry date. Temporary capital relief measures were put in place at the beginning of the pandemic, allowing banks to exclude deposits held at central banks from their leverage ratio calculations, thus lowering requirements. Based on FY20 data, the exclusion raised the aggregate fully-loaded leverage ratio of 5.36% at the beginning of the pandemic by 46bps to the current average 5.82%. Banks have argued that ending the support measures ahead of an economic recovery becoming firmly established would risk constraining lending volumes. The 3% leverage ratio requirement will become binding on 28 June 2021 but banks are already required to disclose their current leverage ratio. An extension of relief measures would however, only provide muted benefits to banks as the ECB has previously stated that an extension of the support would also entail an upward calibration of the 3% requirement.

Primary and secondary markets

European **primary market** issuance volumes for SSAs stood at EUR15.2bn over the course of last week, within market expectations of EUR12bn-16.5bn. FIG supply of EUR8.3bn was also within the weekly forecast amount of EUR5.5bn-10bn. Total 2021 year-to-date FIG volumes of EUR180.1bn closed the gap to last year's volumes further to just 6.3% behind last year's issuance volumes, closing the gap by 120bps over last week. Despite meeting weekly forecasts, SSA volumes have fallen further behind last year's volumes, down 4.3% at EUR390.7bn, dropping 50bps on a weekly basis. For the week ahead, survey data suggest SSA volumes will range between EUR15.5bn-20bn and FIGs are expected to issue EUR6.5bn-11.5bn.

SSA weekly volumes were spread across a handful of transactions as deal flow remained lacklustre. Early last week, **Germany** sold a 30-year green Bund with a deal size of EUR6bn. Book orders reached EUR38.9bn (6.48x oversubscribed), which helped the bond price 2bps through fair value compared to its conventional counterpart. Book orders exceeded the previous record for a green Bund set in September 2020 (EUR33bn) and it was also not the first time [Bunds displayed greeniums](#) at issue compared to their conventional twins. Recent increases in sovereign yields driven by expectations of recovery and rising inflation helped the transaction also price with a positive yield (+0.411%). **KfW** launched its inaugural 15-year Euro benchmark transaction (EUR3bn), also with a positive yield of 0.385%. Book orders 3x over deal size saw the deal tighten by 1bps from guidance to MS-2bps. **Bank Nederlandse Gemeenten (BNG)** launched a USD2bn senior unsecured 5-year bond, Daiwa Capital Markets Europe being one of the bookrunners. A solid order book of EUR4.3bn helped the deal price flat to fair value despite a six-month curve extension, larger transaction volume and no-SDG label when compared to BNG's November-2025 reference issuance. Pricing weathered recent yield volatility in Treasury markets and was helped by the fact that the transaction launched one day ahead of the surprisingly strong US CPI data release.

European **senior FIG** saw limited supply last week with a couple of covered bonds from Berlin Hyp (EUR750m) and UniCredit's German subsidiary HVB (EUR500m) adding to scarce supply in the format. **Swedbank** launched a green SNP for EUR1bn with a 6NC5 maturity. The bond will help finance and re-finance loans and investments that are eligible green assets under its [green bond framework](#). The assets need to provide clear environmental benefits and promote the transition to low-carbon, climate-resilient and sustainable economies. The deal priced at MS+57bps, tightening 23bps from IPT, leaving a 2-3bps new issue premium on the table. **Credit Suisse** issued an USD3.25bn senior HoldCo bond, for 11NC10, at T+150bps (-15bps from IPT). It was the Swiss bank's first issuance since reporting sizeable losses incurred due to its Archegos exposure. Credit Suisse paid a 5-6bps new issue premium, which in addition to the adverse

Please note the disclaimers and disclosures on the last page of this document.

news flow was likely driven by the size of the deal.

We saw an increase in **subordinate FIG** deals following the end of 1Q21 reporting season. **Nordea** issued Tier 2 for EUR1bn with a maturity of 10.25NC5.25 and a three-month call option. The increasingly adopted three-month call options feature in Tier 2s over prescribed call dates giving issuers more flexibility as to when they want to call and refinance a bond. This is beneficial for smaller and less frequent issuers, whose pricing is more impacted by confidence-sensitive capital markets, while the extended timeframe increases the likelihood that a bond will be refinanced rather than it being extended, which is considered beneficial to investors. In the case of Nordea this means the issuer can call the bond anytime between May 2026 and August 2026. Despite the extended call feature, that usually commands a small premium, the bond is thought to have priced flat to fair value at MS+92bps. **Danske** issued an AT1 for USD750m with a 4.375% coupon, paying a new issue premium of some 7-8bps, similar to what other issuers have paid in the USD AT1 market. This is considered a good result for Danske given recent AML investigations that hang over its head as well as volatile market conditions last week. The next call date for one of Danske's AT1s is in November when a DKK3bn bond will be callable.

(Table 1) Key Transactions

Bank	Rank	Amount	Maturity	Final Spread (bps)	IPT (bps)	Book Orders
SSA						
Germany	BUND (Green)	EUR6bn	30Y	B - 2	B - 1	>EUR38.9bn
KfW	Senior Unsecured	EUR3bn	15Y	MS - 3	MS - 2	>EUR12.7bn
EIB	RegS	USD500m	7Y	SOFR + 27	SOFR + 28	>USD720m
EIB	EARN (RegS)	EUR3bn	7Y	MS - 10	MS - 10	>EUR7bn
BNG	Senior Unsecured	USD2bn	5Y	MS + 4	MS + 6	>USD4.3bn
FIG (Senior)						
Credit Suisse	Senior Unsecured (HoldCo)	USD3.25bn	11NC10	T + 150	T + 165	n.a.
Swedbank	SNP (Green)	EUR1bn	6NC5	MS + 57	MS + 80	>EUR1.8bn
Berlin Hyp	Covered Bond	EUR750m	12Y	MS - 2	MS + 2	>EUR1.6bn
HVB	Covered Bond	EUR500m	7Y	MS - 1	MS + 3	>EUR1.6bn
FIG (Subordinated)						
Nordea	Tier 2	EUR1bn	10.25NC5.25	MS + 92	MS + 115	>EUR1.4bn
Danske	AT1	USD750m	PNC5.5	4.375%	4.625%/4.75%	>USD1.9bn
Virgin Money	Tier 2	GBP300m	10.25NC5.25	G + 225	G + 250	>GBP1.9bn

Source BondRadar, Bloomberg.

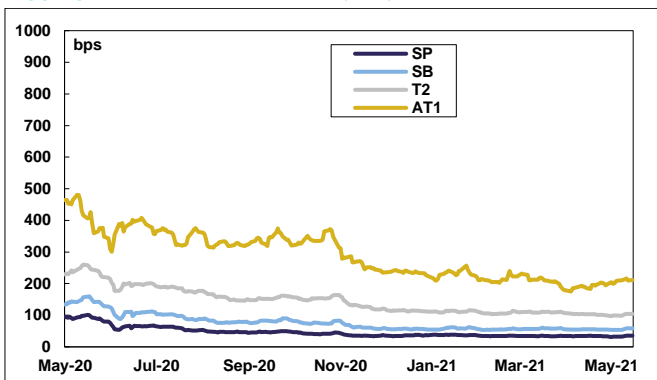
Secondary market remained resilient in EUR and USD with minor improvements in risk perceptions. CDS price indices on European senior (59ps) and subordinated financials (109bps), as measured by iTraxx benchmarks, priced 1bps and tighter against last week's levels.

Funding conditions weakened as the improving pandemic trend raised expectations of economic recovery and inflation indicators point upwards, driving government bond yields higher. U.S. CPI data and uncertainty about the pace of ECB PEPP purchases after the June Governing Council meeting have also driven some of the softening in the market. One of the main drivers for funding conditions going forward will be whether inflationary pressure remains 'transitory' as the FED believes it is or whether we will see longer lasting pressure on consumer prices. As this becomes clearer in the coming months, trading conditions will likely experience underlying volatility.

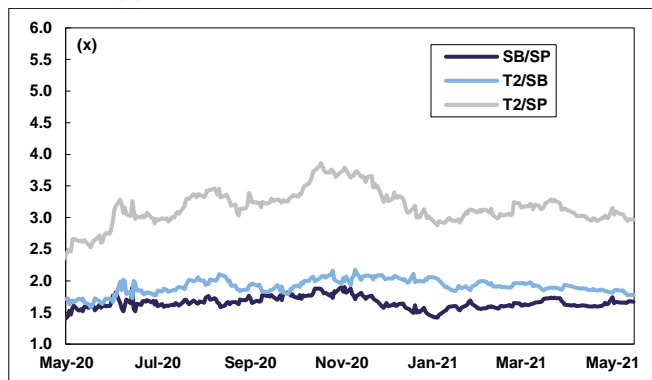
Weekly average EUR spreads were up across payment ranks with SP (+2.7bps), SNP (+4.9bps) and Tier 2 (+6.5bps) all rising. USD average weekly spreads remained more stable with SP (-0.2bps), SNP (-2.1bps) and Tier 2 (-0.1bps) all slightly tighter. Based on data collected from Bloomberg, 40% of FIG tranches issued in May and 50% of SSAs tranche quoted wider than launch.

Western European Banks EUR Spreads and Yields

Aggregate EUR Z-spread LTM (bps)



Multiples (x)



Source: Bloomberg, Daiwa Capital Markets Europe. SP = Senior Preferred/Senior OpCo; SB = Senior Non- Preferred/ Senior HoldCo; T2= Tier 2; AT1 = Additional Tier 1. All figures based on Z to worst spread of public benchmark issuances.

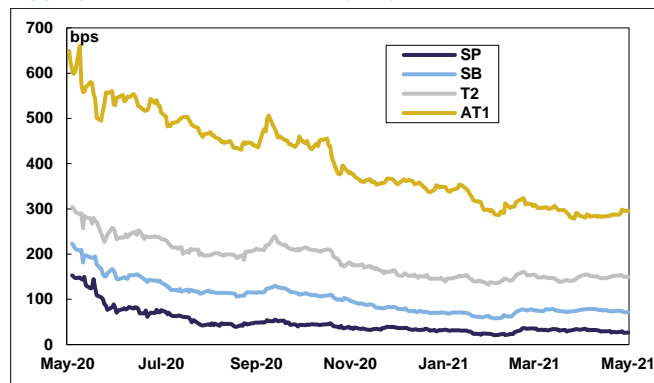
Selected Names

	Sr Preferred/Sr OpCo					Sr Non-Preferred/Sr HoldCo					Tier 2				
	Dur.	Yield	Z	Z 5DΔ	Z YTD	Dur.	Yield	Z	Z 5DΔ	Z YTD	Dur.	Yield	Z	Z 5DΔ	Z YTD
Commerz	4.7	0.2	47.6	3.5	-3.2	3.6	0.3	58.8	3.5	-4.3	4.5	1.7	185.9	5.7	-27.6
Barclays	2.9	0.2	45.7	2.6	-12.9	2.9	0.1	59.7	2.3	-1.6	3.2	0.8	113.9	10.2	-29.7
BBVA	5.3	0.2	44.2	3.7	0.7	3.6	0.1	44.3	4.2	-3.3	5.3	0.8	103.8	10.4	-12.5
BFCM	4.3	0.0	31.7	2.5	0.2	8.5	0.8	71.3	7.5	10.3	4.6	0.6	83.2	6.8	1.7
BNPP	2.0	-0.3	14.1	1.4	-6.6	4.9	0.4	58.1	5.7	-2.8	4.4	0.7	90.2	8.0	-15.2
BPCE	3.3	-0.1	25.9	2.4	-2.3	4.7	0.4	58.8	5.6	2.8	2.0	0.1	53.1	5.4	0.0
Credit Ag.	3.2	-0.1	25.6	2.0	-4.6	5.3	0.4	59.0	5.3	4.6	4.4	0.9	110.0	6.8	-7.2
Credit Sui.	4.7	0.2	47.6	3.5	-3.2	4.9	0.7	91.0	8.3	27.5	5.3	1.1	124.4	8.5	5.2
Danske	2.0	-0.1	30.0	2.4	-6.0	2.0	0.0	41.8	2.9	-11.1	3.6	1.0	126.8	7.3	-6.9
Deutsche	2.3	0.1	41.6	2.4	-5.3	4.2	0.8	100.2	5.4	-15.0	4.1	1.6	179.7	8.1	-59.4
DNB	2.5	-0.2	19.3	2.5	-6.1	7.7	0.6	64.2	5.6	8.7	1.3	0.1	52.6	4.1	6.1
HSBC	4.6	0.1	30.8	3.3	-3.3	3.3	0.1	57.6	5.8	9.6	5.1	0.6	77.3	7.4	-0.7
Intesa	3.8	0.1	46.2	3.9	-3.8	3.8	0.7	96.1	3.3	-19.4	4.8	1.6	179.2	3.6	-48.2
Lloyds	2.4	-0.2	14.4	2.4	-4.8	3.3	0.1	48.8	4.6	-7.7	2.3	0.3	69.1	4.7	-36.8
Nordea	3.7	-0.1	20.6	3.0	-6.9	5.9	0.3	39.5	3.8	-1.6	3.7	0.4	73.8	7.1	-7.6
Rabobank	2.9	-0.2	13.8	1.7	-12.3	5.4	0.2	34.2	4.8	-2.2	1.3	0.0	37.8	3.4	-8.8
RBS	2.8	0.0	31.9	2.8	-8.2	5.4	0.2	34.2	4.8	-2.2	1.3	0.0	37.8	3.4	-8.8
Santander	4.2	0.1	37.1	3.2	1.5	4.8	0.5	62.2	5.8	0.2	5.3	0.8	99.5	12.3	-5.6
San UK	4.6	0.1	35.2	3.4	-1.0	2.1	-0.1	47.2	2.7	-6.3	5.3	0.8	99.5	12.3	-5.6
SocGen	2.0	-0.3	17.0	1.6	-6.0	6.1	0.7	83.3	6.8	6.1	3.6	0.5	89.2	6.4	-10.1
StanChart	5.1	0.2	37.8	3.8	-2.7	5.1	0.4	63.5	4.6	10.8	3.9	1.0	133.5	7.8	-7.7
Swedbank	3.9	0.0	31.0	3.0	-6.6	5.5	0.3	56.7	3.9	0.2	2.2	0.3	73.2	4.5	-25.6
UBS	3.4	-0.1	27.3	2.6	-4.4	3.5	0.2	54.4	4.7	2.5	8.7	2.1	198.7	-0.9	13.1
UniCredit	3.9	0.4	75.1	4.6	-0.9	3.6	0.8	112.2	5.6	-6.6	2.6	1.7	202.5	17.0	-27.8

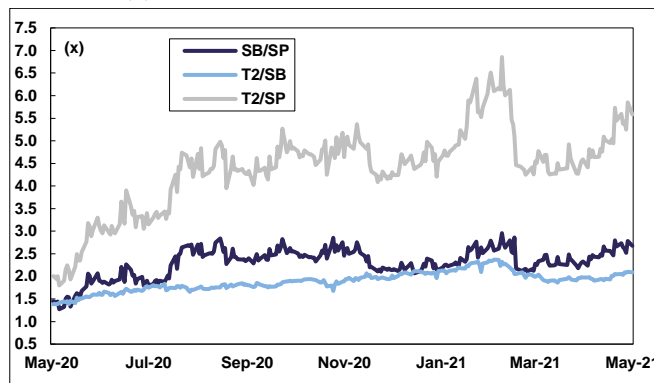
Source: Bloomberg, Daiwa Capital Markets Europe. Dur.= Duration. Yield= Yield to worst (%). Z = Z-Spread to Worst (bps). Z 5DΔ = last 5 days Z-spread net change (bps). Z YTD = year to date Z-Spread net change (bps). Blank cells represent lack of statistically significant data. Figures may not be representative of the whole market.

Western European Banks USD Spreads and Yields

Aggregate USD Z-spread LTM (bps)



Multiples (x)



Source: Bloomberg, Daiwa Capital Markets Europe. SP = Senior Preferred/Senior OpCo; SB = Senior Non-Preferred/Senior HoldCo; T2= Tier 2; AT1 = Additional Tier 1. All figures based on Z to worst spread of public benchmark issuances.

Selected Names

	Sr Preferred/Sr OpCo					Sr Non-Preferred/Sr HoldCo					Tier 2				
	Dur.	Yield	Z	Z 5D Δ	Z YTD	Dur.	Yield	Z	Z 5D Δ	Z YTD	Dur.	Yield	Z	Z 5D Δ	Z YTD
Barclays	2.9	0.7	25.5	-3.3	-12.2	4.0	1.6	78.4	-2.8	-5.2	6.0	2.8	159.7	1.5	-5.8
BFCM	2.1	0.4	21.6	-0.4	-10.7	4.0	1.6	78.4	-2.8	-5.2	6.0	2.8	159.7	1.5	-5.8
BNPP	1.7	0.3	6.0	0.7	-9.2	4.5	1.6	76.7	-2.2	-9.7	5.2	2.2	115.7	-1.7	3.0
BPCE	4.6	1.3	47.9	-2.4	-6.2	4.2	1.6	66.2	-1.2	-12.1	2.9	1.3	79.3	-2.9	-13.3
Credit Ag.	2.3	0.6	25.4	-3.0	-3.9	3.9	1.4	67.2	-3.2	-15.6	6.8	2.8	140.1	-1.7	-1.7
Credit Sui.	2.7	0.6	31.7	-5.7	8.5	4.2	1.6	91.9	-3.6	14.6	2.1	1.8	139.0	-7.1	11.5
Danske	2.5	0.7	40.0	-2.7	-3.5	2.3	1.0	60.0	-2.3	-18.0	2.1	1.8	139.0	-7.1	11.5
Deutsche	5.2	1.5	56.2	-1.6		3.3	1.4	83.7	-2.6	-28.9	4.5	3.0	212.0	1.7	-69.7
HSBC	3.2	1.0	70.7	5.0	-11.7	4.6	1.6	75.8	-1.9	-3.2	10.5	3.6	175.7	-2.7	-1.0
ING	3.2	1.0	70.7	5.0	-11.7	4.7	1.5	64.6	-0.6	-5.3	2.0	1.2	81.4	-4.4	-9.5
Intesa	2.9	1.1	79.9	1.5	-20.2	4.7	1.5	64.6	-0.6	-5.3	4.1	2.4	173.7	1.3	-36.9
Lloyds	3.8	1.2	59.8	0.4	-2.8	3.2	1.1	54.1	-1.9	-5.9	4.4	2.8	138.7	-0.6	-16.1
Nordea	3.1	0.7	21.8	-1.3	-2.8	2.2	0.6	22.5	-3.0	-17.8	1.3	0.5	31.4	-3.8	-10.5
Rabobank	3.7	1.0	34.4	0.4	-1.8	4.0	1.3	48.1	-0.5	-1.4	4.3	1.7	82.1	-4.0	1.4
RBS	3.7	1.0	34.4	0.4	-1.8	4.0	1.3	48.1	-0.5	-1.4	4.3	1.7	82.1	-4.0	1.4
Santander	5.1	1.6	68.4	-3.3	-4.0	5.3	2.0	95.5	-2.1	-3.8	6.2	2.5	130.2	1.2	1.7
San UK	2.7	0.6	23.7	-1.9	-14.9	3.5	1.0	54.2	-1.7	-10.1	3.9			-3.6	-62.0
SocGen	4.0	1.3	54.9	-1.3	4.2	3.9	1.6	82.0	-4.4	-15.1	4.0	2.1	128.9	-4.1	-19.6
StanChart	0.0	0.5	43.9	-0.7	-10.8	3.3	1.2	68.5	-2.3	-11.4	5.1	2.6	168.2	0.0	-14.3
UBS	2.7	0.6	71.7	-0.4	8.6	4.5	1.5	65.0	-2.6	-2.5	5.1	2.6	168.2	0.0	-14.3
UniCredit	5.2	2.3	128.0	-2.4	-41.9	4.1	1.9	123.1	-6.1	-16.7	6.1	4.5	300.3	3.6	-37.0

Source: Bloomberg, Daiwa Capital Markets Europe. Dur.= Duration. Yield= Yield to worst (%). Z = Z-Spread to Worst (bps). Z 5D Δ = last 5 days Z-spread net change (bps). Z YTD = year to date Z-Spread net change (bps). Blank cells represent lack of statistically significant data. Figures may not be representative of the whole market.

Credit Research

Key contacts

<i>London</i>		
<i>Head of Research</i>	<i>Chris Scicluna</i>	+44 20 7597 8326
<i>Financials, Supras/Sovereigns & Agencies</i>	<i>William Hahn</i>	+44 20 7597 8355
<i>Research Assistant</i>	<i>Katherine Ludlow</i>	+44 20 7597 8318
<i>Tokyo</i>		
<i>Domestic Credit</i>		
<i>Chief Credit Analyst</i>	<i>Toshiyasu Ohashi</i>	+81 3 5555 8753
<i>Electronics, Automobiles, Non-Banks, Real Estate, REIT</i>	<i>Takao Matsuzaka</i>	+81 3 5555 8763
<i>Chemicals, Iron & Steel</i>	<i>Kazuaki Fujita</i>	+81 3 5555 8765
<i>International Credit</i>		
<i>Non-Japanese/Samurai, European Sovereigns</i>	<i>Hiroaki Fujioka</i>	+81 3 5555 8761
<i>Non-Japanese/Samurai</i>	<i>Fumio Taki</i>	+81 3 5555 8787
<i>Non-Japanese</i>	<i>Jiang Jiang</i>	+81 3 5555 8755
<i>London Translation</i>		
<i>Head of Translation, Economic and Credit</i>	<i>Mariko Humphris</i>	+44 20 7597 8327

DAIR <GO>

All of the research published by the London and New York research teams is available on our Bloomberg page at DAIR <GO>.

Access our research at:

<http://www.uk.daiwacm.com/ficc-research/research-reports>



Follow us _

This document is produced by Daiwa Securities Co. Ltd and/or its affiliates and is distributed by Daiwa Capital Markets Europe Limited. Daiwa Capital Markets Europe Limited is authorised and regulated by The Financial Conduct Authority, is a member of the London Stock Exchange and an exchange participant of Eurex. Daiwa Capital Markets Europe Limited and its affiliates may, from time to time, to the extent permitted by law, participate or invest in, or be mandated in respect of, other transactions with the issuer(s) referred to herein, perform services for or solicit business from such issuer(s), and/or have a position or effect transactions in a particular issuer's securities or options thereof and/or may have acted as an underwriter during the past twelve months in respect of a particular issuer of its securities. In addition, employees of Daiwa Capital Markets Europe Limited and its affiliates may have positions and effect transactions in such securities or options and may serve as Directors of a particular issuer. Daiwa Capital Markets Europe Limited may, to the extent permitted by applicable UK law and other applicable law or regulation, effect transactions in securities of a particular issuer before this material is published to recipients.

This publication is intended for investors who are MiFID 2 Professional (or equivalent) Clients and should not therefore be distributed to such Retail Clients. Should you enter into investment business with Daiwa Capital Markets Europe's affiliates outside the United Kingdom, we are obliged to advise that the protection afforded by the United Kingdom regulatory system may not apply; in particular, the benefits of the Financial Services Compensation Scheme may not be available.

Daiwa Capital Markets Europe Limited is part of Daiwa Securities Group Inc. Daiwa Securities Group Inc., its subsidiaries or affiliates, or its or their respective directors, officers and employees from time to time have trades as principals, or have positions in, or have other interests in the securities of the company under research including market making activities, derivatives in respect of such securities or may have also performed investment banking and other services for the issuer of such securities. Daiwa Securities Group Inc., its subsidiaries or affiliates do and seek to do business with the company(s) covered in this research report. Therefore, investors should be aware that a conflict of interest may exist.

Daiwa Capital Markets Europe Limited has in place organisational arrangements for the prevention and avoidance of conflicts of interest. Our conflict management policy is available at <http://www.uk.daiwacm.com/about-us/corporate-governance-regulatory>. Regulatory disclosures of investment banking relationships are available at <http://www.us.daiwacm.com/>.

The statements in the preceding paragraphs are made as of May 2021.

Explanatory Document of Unregistered Credit Ratings

In order to ensure the fairness and transparency in the markets, Credit Rating Agencies became subject to the Credit Rating Agencies' registration system based on the Financial Instruments and Exchange Act. In accordance with this Act, in soliciting customers, Financial Instruments Business Operators, etc. shall not use the credit ratings provided by unregistered Credit Rating Agencies without informing customers of the fact that those Credit Rating Agencies are not registered, and shall also inform customers of the significance and limitations of credit ratings, etc.

■ The Significance of Registration

Registered Credit Rating Agencies are subject to the following regulations:

- 1) Duty of good faith.
- 2) Establishment of control systems (fairness of the rating process, and prevention of conflicts of interest, etc.).
- 3) Prohibition of the ratings in cases where Credit Rating Agencies have a close relationship with the issuers of the financial instruments to be rated, etc.
- 4) Duty to disclose information (preparation and publication of rating policies, etc. and public disclosure of explanatory documents).

In addition to the above, Registered Credit Rating Agencies are subject to the supervision of the Financial Services Agency ("FSA"), and as such may be ordered to produce reports, be subject to on-site inspection, and be ordered to improve business operations, whereas unregistered Credit Rating Agencies are free from such regulations and supervision.

■ Credit Rating Agencies

[Standard & Poor's]

The Name of the Credit Rating Agencies group, etc

The name of the Credit Rating Agencies group: S&P Global Ratings ("Standard & Poor's")

The name and registration number of the Registered Credit Rating Agency in the group: S&P Global Ratings Japan Inc. (FSA commissioner (Rating) No.5)

How to acquire information related to an outline of the rating policies and methods adopted by the person who determines Credit Ratings

The information is posted under "Unregistered Rating Information" (<http://www.standardandpoors.co.jp/unregistered>) in the "Library and Regulations" section on the website of S&P Global Ratings Japan Inc. (<http://www.standardandpoors.co.jp>)

Assumptions, Significance and Limitations of Credit Ratings

Credit ratings assigned by Standard & Poor's are statements of opinion on the future credit quality of specific issuers or issues as of the date they are expressed and they are not indexes which show the probability of the occurrence of the failure to pay by the issuer or a specific debt and do not guarantee creditworthiness. Credit ratings are not a recommendation to purchase, sell or hold any securities, or a statement of market liquidity or prices in the secondary market of any issues.

Credit ratings may change depending on various factors, including issuers' performance, changes in external environment, performance of underlying assets, creditworthiness of counterparties and others. Standard & Poor's conducts rating analysis based on information it believes to be provided by the reliable source and assigns credit ratings only when it believes there is enough information in terms of quality and quantity to make a conclusion. However, Standard & Poor's does not perform an audit, due diligence or independent verification of any information it receives from the issuer or a third party, or guarantee its accuracy, completeness or timeliness of the results by using the information. Moreover, it needs to be noted that it may incur a potential risk due to the limitation of the historical data that are available for use depending on the rating.

This information is based on information Daiwa Securities Co. Ltd. has received from sources it believes to be reliable as of March 7th, 2017, but it does not guarantee accuracy or completeness of this information. For details, please refer to the website of S&P Global Ratings Japan Inc. (<http://www.standardandpoors.co.jp>)

[Moody's]

The Name of the Credit Rating Agencies Group, etc

The name of the Credit Rating Agencies group: Moody's Investors Service ("MIS")

The name and registration number of the Registered Credit Rating Agency in the group: Moody's Japan K.K. (FSA commissioner (Rating) No.2)

How to acquire information related to an outline of the rating policies and methods adopted by the person who determines Credit Ratings

The information is posted under "Unregistered Rating explanation" in the section on "The Use of Ratings of Unregistered Agencies" on the website of Moody's Japan K.K. (The website can be viewed after clicking on "Credit Rating Business" on the Japanese version of Moody's website (https://www.moody.com/pages/default_ja.aspx))

Assumptions, Significance and Limitations of Credit Ratings

Credit ratings are Moody's Investors Service's ("MIS") current opinions of the relative future credit risk of entities, credit commitments, or debt or debt-like securities. MIS defines credit risk as the risk that an entity may not meet its contractual, financial obligations as they come due and any estimated financial loss in the event of default. Credit ratings do not address any other risk, including but not limited to: liquidity risk, market value risk, or price volatility. Credit ratings do not constitute investment or financial advice, and credit ratings are not recommendations to purchase, sell, or hold particular securities. No warranty, express or implied, as to the accuracy, timeliness, completeness, merchantability or fitness for any particular purpose of any such rating or other opinion or information, is given or made by MIS in any form or manner whatsoever.

Based on the information received from issuers or from public sources, the credit risks of the issuers or obligations are assessed. MIS adopts all necessary measures so that the information it uses in assigning a credit rating is of sufficient quality and from sources MIS considers to be reliable. However, MIS is not an auditor and cannot in every instance independently verify or validate information received in the rating process.

This information is based on information Daiwa Securities Co. Ltd. has received from sources it believes to be reliable as of April 16th, 2018, but it does not guarantee accuracy or completeness of this information. For details, please refer to the website of Moody's Japan K.K. (https://www.moody.com/pages/default_ja.aspx)

[Fitch]

The Name of the Credit Rating Agencies group, etc

The name of the Credit Rating Agencies group: Fitch Ratings ("Fitch")

The name and registration number of the Registered Credit Rating Agency in the group: Fitch Ratings Japan Limited (FSA commissioner (Rating) No.7)

How to acquire information related to an outline of the rating policies and methods adopted by the person who determines Credit Ratings

The information is posted under "Outline of Rating Policies" in the section of "Regulatory Affairs" on the website of Fitch Ratings Japan Limited (<https://www.fitchratings.com/site/japan>)

Assumptions, Significance and Limitations of Credit Ratings

Ratings assigned by Fitch are opinions based on established criteria and methodologies. Ratings are not facts, and therefore cannot be described as being "accurate" or "inaccurate". Credit ratings do not directly address any risk other than credit risk. Credit ratings do not comment on the adequacy of market price or market liquidity for rated instruments. Ratings are relative measures of risk; as a result, the assignment of ratings in the same category to entities and obligations may not fully reflect small differences in the degrees of risk. Credit ratings, as opinions on relative ranking of vulnerability to default, do not imply or convey a specific statistical probability of default.

In issuing and maintaining its ratings, Fitch relies on factual information it receives from issuers and underwriters and from other sources Fitch believes to be credible. Fitch conducts a reasonable investigation of the factual information relied upon by it in accordance with its ratings methodology, and obtains reasonable verification of that information from independent sources, to the extent such sources are available for a given security or in a given jurisdiction. The assignment of a rating to any issuer or any security should not be viewed as a guarantee of the accuracy, completeness, or timeliness of the information relied on in connection with the rating or the results obtained from the use of such information. If any such information should turn out to contain misrepresentations or to be otherwise misleading, the rating associated with that information may not be appropriate. Despite any verification of current facts, ratings can be affected by future events or conditions that were not anticipated at the time a rating was issued or affirmed.

For the details of assumption, purpose and restriction of credit ratings, please refer to "Definitions of ratings and other forms of opinion" on the website of Fitch Rating Japan Limited.

This information is based on information Daiwa Securities Co. Ltd. has received from sources it believes to be reliable as of September 27th, 2019, but it does not guarantee accuracy or completeness of this information. For details, please refer to the website of Fitch Rating Japan Limited (<https://www.fitchratings.com/site/japan>)

February 2020

IMPORTANT

This report is provided as a reference for making investment decisions and is not intended to be a solicitation for investment. Investment decisions should be made at your own discretion and risk. Content herein is based on information available at the time the report was prepared and may be amended or otherwise changed in the future without notice. We make no representations as to the accuracy or completeness. Daiwa Securities Co. Ltd. retains all rights related to the content of this report, which may not be redistributed or otherwise transmitted without prior consent.

Conflicts of Interest: Daiwa Securities Co. Ltd. may currently provide or may intend to provide investment banking services or other services to the company referred to in this report. In such cases, said services could give rise to conflicts of interest for Daiwa Securities Co. Ltd.

Daiwa Securities Co. Ltd. and Daiwa Securities Group Inc.: Daiwa Securities Co. Ltd. is a subsidiary of Daiwa Securities Group Inc.

Other Disclosures Concerning Individual Issues:

- 1) As of 26 April 2016, Daiwa Securities Co. Ltd., its parent company Daiwa Securities Group Inc., GMO Financial Holdings, Inc., and its subsidiary GMO CLICK Securities, Inc. concluded a basic agreement for the establishment of a business alliance between the four companies. As of end-December 2017, Daiwa Securities Group Inc. owned shares in GMO Financial Holdings, Inc. equivalent to approximately 9.3% of the latter's outstanding shares. Given future developments in and benefits from the prospective business alliance, Daiwa Securities Group Inc. could boost its stake in GMO Financial Holdings, Inc. to up to 20% of outstanding shares.
- 2) Daiwa Real Estate Asset Management is a subsidiary of Daiwa Securities Group Inc. and serves as the asset management company for the following J-REITS: Daiwa Office Investment Corporation (8976), Daiwa Securities Living Investment Corporation (8986).
- 3) Samty Residential Investment became a consolidated subsidiary of Daiwa Securities Group Inc. effective 10 September 2019.
- 4) On 30 May 2019, Daiwa Securities Group Inc. formalized an equity/business alliance with Samty, and as of 14 June 2019 it owned 16.95% of shares outstanding in Samty along with convertible bonds with a par value of ¥10bn. Conversion of all of said convertible bonds into common shares would bring the stake of Daiwa Securities Group Inc. in Samty to 27.28%.
- 5) Daiwa Securities Group Inc. and Credit Saison Co., Ltd. entered into a capital and business alliance, effective 5 September 2019. In line with this alliance, Daiwa Securities Group Inc. is to acquire up to 5.01% of Credit Saison's total common shares outstanding (excl. treasury shares; as of 31 Jul 2019).

Notification items pursuant to Article 37 of the Financial Instruments and Exchange Law

(This Notification is only applicable to where report is distributed by Daiwa Securities Co. Ltd.)

If you decide to enter into a business arrangement with our company based on the information described in this report, we ask you to pay close attention to the following items.

- In addition to the purchase price of a financial instrument, our company will collect a trading commission* for each transaction as agreed beforehand with you. Since commissions may be included in the purchase price or may not be charged for certain transactions, we recommend that you confirm the commission for each transaction. In some cases, our company also may charge a maximum of ¥2 million per year as a standing proxy fee for our deposit of your securities, if you are a non-resident.
- For derivative and margin transactions etc., our company may require collateral or margin requirements in accordance with an agreement made beforehand with you. Ordinarily in such cases, the amount of the transaction will be in excess of the required collateral or margin requirements**.
- There is a risk that you will incur losses on your transactions due to changes in the market price of financial instruments based on fluctuations in interest rates, exchange rates, stock prices, real estate prices, commodity prices, and others. In addition, depending on the content of the transaction, the loss could exceed the amount of the collateral or margin requirements.
- There may be a difference between bid price etc. and ask price etc. of OTC derivatives handled by our company.
- Before engaging in any trading, please thoroughly confirm accounting and tax treatments regarding your trading in financial instruments with such experts as certified public accountants.

* The amount of the trading commission cannot be stated here in advance because it will be determined between our company and you based on current market conditions and the content of each transaction etc.

** The ratio of margin requirements etc. to the amount of the transaction cannot be stated here in advance because it will be determined between our company and you based on current market conditions and the content of each transaction etc.

When making an actual transaction, please be sure to carefully read the materials presented to you prior to the execution of agreement, and to take responsibility for your own decisions regarding the signing of the agreement with our company.

Corporate Name: Daiwa Securities Co. Ltd.

Registered: Financial Instruments Business Operator, Chief of Kanto Local Finance Bureau (Kin-sho) No.108

Memberships: Japan Securities Dealers Association, The Financial Futures Association of Japan, Japan Investment Advisers Association, Type II Financial Instruments Firms Association