

# Euro wrap-up

## Overview

- Bunds made modest gains at the short end of the curve but larger losses further out as the ECB acknowledged the weaker growth outlook but reaffirmed its expectation that its net asset purchases will end in Q3.
- Gilts made substantive losses across the curve while a BoE survey pointed to declining availability of UK mortgage loans.
- The coming week brings the April flash PMIs, updates on consumer confidence and the final estimate of euro area inflation in March.

**Chris Scicluna**  
+44 20 7597 8326

**Emily Nicol**  
+44 20 7597 8331

### Daily bond market movements

| Bond         | Yield | Change |
|--------------|-------|--------|
| BKO 0 03/24  | 0.044 | -0.017 |
| OBL 0 04/27  | 0.576 | +0.034 |
| DBR 0 02/32  | 0.835 | +0.074 |
| UKT 1 04/24  | 1.536 | +0.067 |
| UKT 1¼ 07/27 | 1.612 | +0.073 |
| UKT 4¼ 06/32 | 1.885 | +0.088 |

\*Change from close as at 4:30pm BST.  
Source: Bloomberg

## Euro area

### ECB acknowledges weaker economic outlook but reaffirms expectation of Q3 end to net purchases

At the conclusion of the ECB's previous monetary policy meeting on 10 March, the Governing Council agreed that its monthly net asset purchases would slow from €40bn in April to €30bn in May and €20bn in June. And while it stated that policy in the second half of the year would be data dependent, it signalled its expectation that net purchases would likely end in Q3 and that a first rate hike would come "some time" after that. Following its latest policy meeting, the Governing Council today had to acknowledge that events in Ukraine were now taking a more severe toll on the euro area's economy. So, for example, it recognised that business and consumer confidence had deteriorated, and both supply and demand were being adversely impacted. At the same time, it also accepted that inflation had risen significantly above its baseline projection and would remain high over coming months. And given that deterioration in the inflation outlook, today the Governing Council "reinforced its expectation" that the net purchases would be brought to an end at some point in Q3. It also reiterated that rate hikes would come "some time" – which President Lagarde noted could be "anything between one week to several months" – after the end of net purchases. So, she also stated unequivocally that monetary policy normalisation was very much in progress.

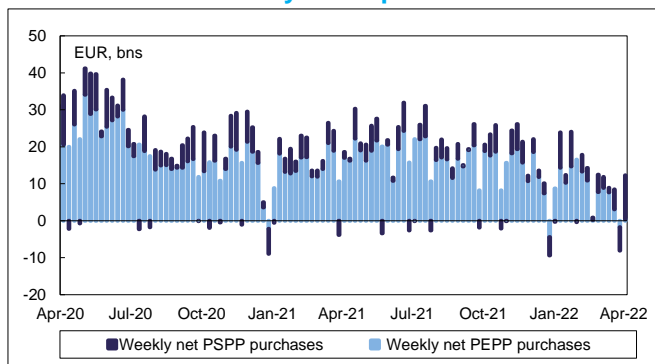
### Policy normalisation could be accompanied by new tools to counter fragmentation risks

While ECB policy normalisation might well now be underway, the message from the Governing Council today was not exclusively hawkish. Certainly, the policymakers acknowledged that the economic outlook remained extremely uncertain, and highly conditional upon events in Ukraine. It also repeated that policy decisions would be data dependent and rate hikes "gradual". Importantly too, the Governing Council suggested that it would be prepared to respond actively and creatively if policy normalisation was accompanied by stressed market conditions that risked impairing the monetary transmission mechanism. Indeed, harking back to Draghi's "whatever it takes" pledge, it stated that it was ready to "adjust all of its instruments within its mandate, incorporating flexibility if warranted". And Lagarde elaborated that measures could include adjustments to existing policy tools, such as greater flexibility of reinvestments of proceeds of maturing regular APP bonds as well as those from the PEPP, or even – tallying with certain media reports of the past week – the creation of new policy instruments to counter fragmentation risks.

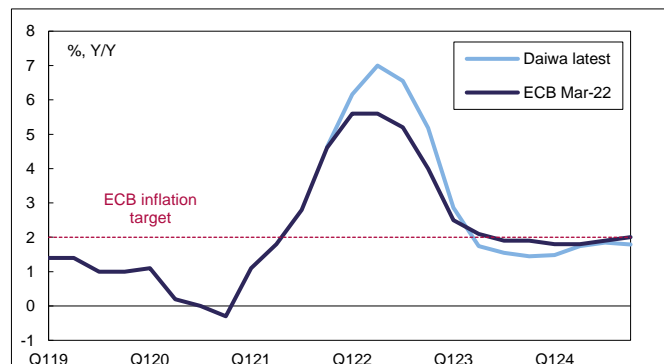
### Door open to a Q3 rate hike, but full market pricing of ECB tightening looks excessive

Looking ahead, the near-term path of ECB monetary policy will in large part depend on its updated economic projections, to be presented to the 9 June Governing Council meeting. In the absence of major new shocks, such as an embargo on

### Euro area: ECB weekly asset purchases



### Euro area: CPI inflation forecast



imports of Russian natural gas and oil which would trigger recession, the ECB's baseline outlook for GDP and inflation will likely be revised closer to its "adverse scenario" published last month. That foresaw GDP growth of 2.5%Y/Y and inflation averaging 5.9%Y/Y this year, before a slight pickup in growth but significant moderation in inflation over the coming two years. Given today's policy statement and Lagarde's press conference, such projections would still likely persuade the Governing Council in June to confirm an end to its net asset purchases over the summer, which would leave open the door for a possible first rate hike in September (or even in July). By the autumn, however, much might have changed, whether in terms of the war in Ukraine, energy prices and supply, economic confidence and growth, and – of course – inflation. Indeed, at that point, Christine Lagarde might not even be ECB President, given the possibility that she might instead be invited to take the helm of the next French government as Prime Minister if and when Macron wins a second term as President of the Republic. Regardless, even if lift-off happens in September and is followed by a further hike in December, we continue to believe that the full extent of ECB monetary tightening currently priced into markets over the coming year is excessive.

## The week ahead in the euro area

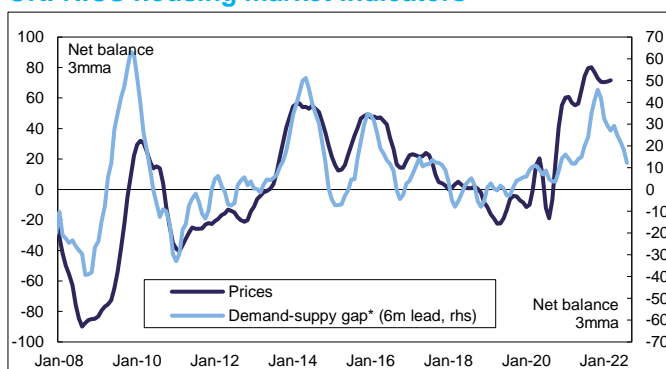
Following this weekend's Easter break, the coming week's economic calendar kicks off on Wednesday with the release of euro area industrial production and trade data for February, as well as new car registrations for March. Based on the national production data (excluding construction) – most notably from Germany (0.4%M/M), France (-0.9%M/M), Italy (4.0%M/M), Spain (0.9%M/M) – euro area IP is expected to have risen by around 1%M/M in February to leave it trending some 1½% above the Q4 average. Of course, these figures will not be reflective of manufacturing conditions in the aftermath of the Russian invasion in Ukraine, with surveys having painted a more downbeat picture for March. And, most notably in the coming week, Friday's flash PMI surveys for the euro area and two largest member states will likely report a further deterioration in manufacturing conditions at the start of Q2. But with services likely to see a further boost from the reopening of the tourism sector, the decline in the euro area's composite PMI might well prove modest and remain consistent with ongoing expansion. Among other survey results due, the French INSEE business confidence survey for April will be published on Thursday. The same day will bring the European Commission's preliminary April consumer confidence indicator, which is expected to report a further deterioration in sentiment to just above the pandemic trough two years ago as households' financial situations continue to be squeezed by higher prices. Indeed, final euro area inflation figures for March (also on Thursday) are expected to confirm that the headline HICP rate jumped 1.6ppts to a new series high of 7.5%Y/Y. Inevitably, the preliminary data revealed that the biggest contribution to the rise came from energy prices, although higher inflation of non-energy industrial goods and to a lesser extent services pushed the core rate up 0.3ppt to a new series high of 3.0%Y/Y. This release will provide additional granular detail.

## UK

### RICS survey suggests solid house price growth despite a narrowing supply-demand imbalance

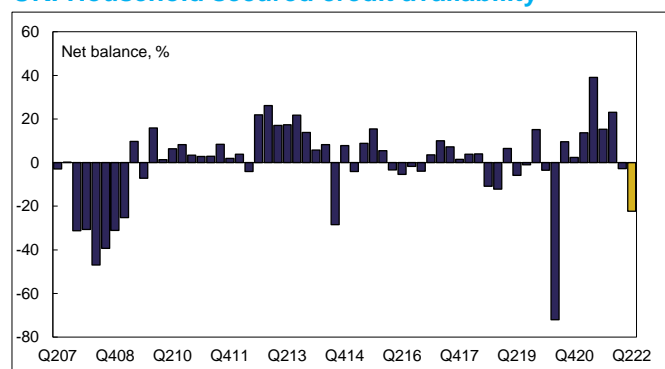
On a quiet end to the week for UK economic releases, the RICS residential market survey suggested that, despite the recent plunge in consumer confidence, declining real disposable incomes, a pickup in borrowing costs and increase in housing supply, house price growth remained robust at the end of the first quarter. In particular, the net share of surveyors reporting higher prices fell only marginally in March, by 4ppts to 74%, bang in line with the average over the past year and well above the long-run average (12%). And the survey reported stronger price growth in the South West (83%), West Midlands (82%) and London (61%). The survey did, however, report a marked narrowing in the supply-demand imbalance to its lowest since the start of the pandemic, suggesting some the potential for downwards pressures on price growth over the near term. But while the number of new listings rose for the first time in a year, the average number of properties on estate agents' books still remained close to historic lows, while the number of agreed sales was unchanged from February. While respondents expected modest growth in sales over the near term and foresee further positive price growth over the coming year, the RICS suggested some caution about the outlook amid a deteriorating backdrop for households' finances. Despite an anticipated pickup in mortgage demand, the BoE's latest consumer credit survey, also published today, suggested that

#### UK: RICS housing market indicators



\*Buyer enquires minus vendor instructions.  
 Source: Refinitiv, RICS and Daiwa Capital Markets Europe Ltd.

#### UK: Household secured credit availability\*



\*Gold bar represents expectations for the three months ahead.  
 Source: Refinitiv, BoE and Daiwa Capital Markets Europe Ltd.










lenders expect to reduce markedly the availability of secured credit in the three months to end-May, reflecting not least the deteriorating economic outlook, reduced risk tolerance, tighter wholesale funding conditions and a decline in expectations for house prices. Indeed, the respective net balance fell 26ppts to -2.7 in the three months to end-February and was forecast to drop a further 20pts to -22.3pts over the following three months.

## The week ahead in the UK

The holiday-shortened week ahead begins quietly, with the UK's most noteworthy releases not due until Friday, when we will get retail sales data for March, as well as the April GfK consumer confidence and flash PMI surveys. With [inflation](#) continuing to rise sharply, real incomes falling, but increased opportunities to spend on services, the downtrend in spending on goods is likely to have continued at the end of the first quarter. Indeed, after falling 0.3%M/M (including spending on fuel) in February, the CBI's retail survey suggested that sales were poor for the time of the year, while this week's BRC survey suggested that like-for-like sales were down compared with a year earlier despite the tighter restrictions this time last year. The preliminary PMIs for April are likely to imply another solid month of services activity, which should largely offset some softening of manufacturing output amid supply-chain disruption and a further increase in cost burdens.

*The next edition of the Euro wrap-up will be published on 20 April 2022*






















## Daiwa economic forecasts

|  | 2021  |       | 2022  |       |       |       | 2022  | 2023 | 2024 |
|--|-------|-------|-------|-------|-------|-------|-------|------|------|
|  | Q3    | Q4    | Q1    | Q2    | Q3    | Q4    |       |      |      |
| <b>GDP forecasts %, Q/Q</b>  |       |       |       |       |       |       |       |      |      |
| Euro area       | 2.3   | 0.3   | 0.2   | 0.7   | 0.8   | 0.7   | 3.2   | 2.4  | 1.8  |
| UK              | 0.9   | 1.3   | 1.0   | -0.1  | 0.4   | 0.1   | 3.9   | 1.0  | 1.3  |
| <b>Headline and Core CPI</b>   |       |       |       |       |       |       |       |      |      |
| Euro area  |       |       |       |       |       |       |       |      |      |
| Headline CPI    | 2.8   | 4.6   | 6.2   | 7.0   | 6.6   | 5.2   | 6.2   | 1.9  | 1.7  |
| Core CPI        | 1.4   | 2.4   | 2.7   | 3.1   | 2.8   | 2.2   | 2.7   | 1.6  | 1.7  |
| UK   |       |       |       |       |       |       |       |      |      |
| Headline CPI    | 2.8   | 4.9   | 6.2   | 8.4   | 7.8   | 7.8   | 7.6   | 3.8  | 1.7  |
| Core CPI        | 2.6   | 3.9   | 5.1   | 5.6   | 5.0   | 4.0   | 4.9   | 2.2  | 1.6  |
| <b>Monetary policy</b>   |       |       |       |       |       |       |       |      |      |
| ECB  |       |       |       |       |       |       |       |      |      |
| Refi Rate %     | 0.00  | 0.00  | 0.00  | 0.00  | 0.00  | 0.00  | 0.00  | 0.50 | 0.50 |
| Deposit Rate %  | -0.50 | -0.50 | -0.50 | -0.50 | -0.50 | -0.25 | -0.25 | 0.25 | 0.25 |
| BoE  |       |       |       |       |       |       |       |      |      |
| Bank Rate %     | 0.10  | 0.25  | 0.75  | 1.00  | 1.25  | 1.25  | 1.25  | 1.00 | 1.00 |

Source: Bloomberg, ECB, BoE and Daiwa Capital Markets Europe Ltd.

## The coming week's data calendar

### The coming week's key data releases

| Country   | BST   | Release   | Period | Market consensus/<br><i>Daiwa</i><br><i>forecast/actual</i> | Previous    |
|---|-------|---|--------|---|-------------|
| <b>Monday 18 April 2022</b>   |       |   |        |   |             |
| Spain        | 09.00 | Trade balance €bn                                     | Feb    | -   | -6.1        |
| <b>Tuesday 19 April 2022</b>  |       |   |        |   |             |
| - Nothing scheduled -   |       |   |        |   |             |
| <b>Wednesday 20 April 2022</b>  |       |   |        |   |             |
| Euro area    | 07.00 | EU27 new car registrations Y/Y%                       | Mar    | -   | -6.7        |
|              | 10.00 | Industrial production M/M% (Y/Y%)                     | Feb    | <u>1.0 (1.5)</u>  | 0.0 (-1.3)  |
|              | 10.00 | Trade balance €bn                                     | Feb    | -   | -7.7        |
| Germany      | 07.00 | PPI M/M% (Y/Y%)                                       | Mar    | 2.7 (30.0)  | 1.4 (25.9)  |
| Italy        | 09.00 | Trade balance €bn                                     | Feb    | -   | -5.1        |
| <b>Thursday 21 April 2022</b>   |       |   |        |   |             |
| Euro area    | 10.00 | Final CPI (core CPI) Y/Y%                             | Mar    | 7.5 (3.0)   | 5.9 (2.7)   |
|              | 15.00 | European Commission's preliminary consumer confidence | Apr    | -20.0   | -18.7       |
| France       | 07.45 | INSEE business confidence                             | Apr    | 105   | 107         |
|              | 07.45 | INSEE manufacturing confidence (production outlook)   | Apr    | 104 (-6)  | 106 (-2)    |
| <b>Friday 22 April 2022</b>   |       |   |        |   |             |
| Euro area  | 09.00 | Preliminary manufacturing (services) PMI              | Apr    | 54.7 (55.0)   | 56.5 (55.6) |
|            | 09.00 | Preliminary composite PMI                             | Apr    | 54.0  | 54.9        |
| Germany    | 08.30 | Preliminary manufacturing (services) PMI              | Apr    | 54.3 (55.5)   | 56.9 (56.1) |
|            | 08.30 | Preliminary composite PMI                             | Apr    | 54.1  | 55.1        |
| France     | 08.15 | Preliminary manufacturing (services) PMI              | Apr    | 53.0 (56.5)   | 54.7 (57.4) |
|            | 08.15 | Preliminary composite PMI                             | Apr    | 55.0  | 56.3        |
| UK         | 00.01 | GfK consumer confidence                               | Apr    | -33   | -31         |
|            | 07.00 | Retail sales including auto fuels M/M% (Y/Y%)         | Mar    | -0.2 (2.9)  | -0.3 (7.0)  |
|            | 07.00 | Retail sales excluding auto fuels M/M% (Y/Y%)         | Mar    | -0.4 (0.7)  | -0.7 (4.6)  |
|            | 09.30 | Preliminary manufacturing (services) PMI              | Apr    | 54.0 (60.0)   | 55.2 (62.6) |
|            | 09.30 | Preliminary composite PMI                             | Apr    | 58.8  | 60.9        |

Source: Bloomberg and Daiwa Capital Markets Europe Ltd.

### The coming week's key events & auctions

| Country                        | BST   | Event / Auction   |
|--------------------------------|-------|---|
| <b>Monday 18 April 2022</b>    |       |   |
| Euro area/UK                   | -     | Public holiday - Easter Monday  |
| <b>Tuesday 19 April 2022</b>   |       |   |
| Germany                        | 10.30 | Auction: €4bn of 0% 2027 bonds  |
| <b>Wednesday 20 April 2022</b> |       |   |
| Germany                        | 10.30 | Auction: €1bn of 2.5% 2046 bonds  |
| UK                             | 10.00 | Auction: £2bn of 1.125% 2039 bonds  |
| <b>Thursday 21 April 2022</b>  |       |   |
| Euro area                      | 18.00 | ECB President Lagarde and Fed Chair Powell to take part in panel discussion on the global economy |
| France                         | 09.50 | Auction: to sell fixed-rate and index-linked bonds with various maturities                        |
| Spain                          | 09.30 | Auction: 0.0% 2025 bonds  |
|                                | 09.30 | Auction: 5.75% 2032 bonds   |
|                                | 09.30 | Auction: 2.70% 2048 bonds   |
| UK                             | 17.30 | BoE's Mann to speak on 'Monetary Policy: Decision-making facing uncertainties'                    |
|                                | 17.30 | BoE Governor Bailey to speak at a Peterson Institute for International Economics event            |
| <b>Friday 22 April 2022</b>    |       |   |
| Euro area                      | 14.00 | ECB President Lagarde to speak at a Peterson Institute for International Economics event          |

Source: Bloomberg and Daiwa Capital Markets Europe Ltd.

### Today's results

| Economic data         |                            |        |        |                                     |          |         |  |
|-----------------------|----------------------------|--------|--------|-------------------------------------|----------|---------|--|
| Country               | Release                    | Period | Actual | Market consensus/<br>Daiwa forecast | Previous | Revised |  |
| Euro area             | ECB refinancing rate %     | Apr    | 0.00   | 0.00                                | 0.00     | -       |  |
|                       | ECB deposit rate %         | Apr    | -0.50  | -0.50                               | -0.50    | -       |  |
| UK                    | RICS house price balance % | Mar    | 74     | 75                                  | 79       | 78      |  |
| Auctions              |                            |        |        |                                     |          |         |  |
| Country               | Auction                    |        |        |                                     |          |         |  |
| - Nothing to report - |                            |        |        |                                     |          |         |  |

Source: Bloomberg and Daiwa Capital Markets Europe Ltd.

### Tomorrow's releases

| Economic data       |       |  |        |                                     |           |  |  |
|---------------------|-------|--|--------|-------------------------------------|-----------|--|--|
| Country             | BST   | Release  | Period | Market consensus/<br>Daiwa forecast | Previous  |  |  |
| France              | 07.45 | Final CPI (EU-harmonised CPI) Y/Y%               | Mar    | 4.5 (5.1)                           | 3.6 (4.2) |  |  |
| Italy               | 09.00 | Final CPI (EU-harmonised CPI) Y/Y%               | Mar    | 6.7 (7.0)                           | 5.7 (6.2) |  |  |
| Auctions and events |       |  |        |                                     |           |  |  |
| Euro area           | 09.00 | ECB publishes Survey of Professional Forecasters |        |                                     |           |  |  |
| UK                  | -     | Public holiday – Good Friday                     |        |                                     |           |  |  |

Source: Bloomberg and Daiwa Capital Markets Europe Ltd.

Access our research blog at:

<https://www.uk.daiwacm.com/ficc-research/recent-blogs>

This research report is produced by Daiwa Securities Co. Ltd., and/or its affiliates and is distributed by Daiwa Capital Markets Europe Limited. Daiwa Capital Markets Europe Limited is authorised and regulated by The Financial Conduct Authority and is a member of the London Stock Exchange and Eurex Exchange. Daiwa Capital Markets Europe Limited and its affiliates may, from time to time, to the extent permitted by law, participate or invest in other financing transactions with the issuers of the securities referred to herein (the "Securities"), perform services for or solicit business from such issuers, and/or have a position or effect transactions in the Securities or options thereof and/or may have acted as an underwriter during the past twelve months for the issuer of such securities. In addition, employees of Daiwa Capital Markets Europe Limited and its affiliates may have positions and effect transactions in such securities or options and may serve as Directors of such issuers. Daiwa Capital Markets Europe Limited may, to the extent permitted by applicable UK law and other applicable law or regulation, effect transactions in the Securities before this material is published to recipients.

This publication is intended for investors who are MiFID 2 Professional (or equivalent) Clients and should not therefore be distributed to such Retail Clients. Should you enter into investment business with Daiwa Capital Markets Europe's affiliates outside the United Kingdom, we are obliged to advise that the protection afforded by the United Kingdom regulatory system may not apply; in particular, the benefits of the Financial Services Compensation Scheme may not be available.

Daiwa Capital Markets Europe Limited has in place organisational arrangements for the prevention and avoidance of conflicts of interest. Our conflict management policy is available at <http://www.uk.daiwacm.com/about-us/corporate-governance-regulatory>. Regulatory disclosures of investment banking relationships are available at <https://daiwa3.bluematrix.com/sellside/Disclosures.action>.

#### **Explanatory Document of Unregistered Credit Ratings**

This report may use credit ratings assigned by rating agencies that are not registered with Japan's Financial Services Agency pursuant to Article 66, Paragraph 27 of the Financial Instruments and Exchange Act. Please review the relevant disclaimer regarding credit ratings issued by such agencies at: <https://lzone.daiwa.co.jp/l-zone/disclaimer/creditratings.pdf>

#### **IMPORTANT**

This report is provided as a reference for making investment decisions and is not intended to be a solicitation for investment. Investment decisions should be made at your own discretion and risk. Content herein is based on information available at the time the report was prepared and may be amended or otherwise changed in the future without notice. We make no representations as to the accuracy or completeness. Opinions [and/or estimates] reflect a judgment as at the date of publication and are subject to change without notice. Daiwa Capital Markets Europe Limited retains all rights related to the content of this report, which may not be redistributed or otherwise transmitted without prior consent.